

For the U.S. to regain the top ranking in the world for college degree attainment, Latinos will need to earn 6.2 million degrees by 2030.¹

FAST FACTS

STATE RANKING:

Vermont had the **50th largest Latino population** in the U.S.

K-12 POPULATION:

In Vermont, **2%** of the K-12 population was **Latino**.²

POPULATION:

In Vermont, **2%** of the population was **Latino**.²

MEDIAN AGE:

The median age of **Hispanics** in Vermont was **35**, compared to **44** for **White non-Hispanics**.²



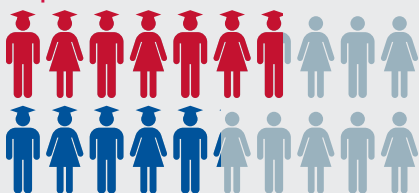
ENROLLMENT:

In Vermont, **42%** of **Hispanics** (ages 18 to 34) were enrolled in higher education, compared to **29%** of **White non-Hispanics**.²

DEGREE ATTAINMENT:

In Vermont, **67%** of **Hispanic adults** (25 and older) had earned an associate degree or higher, compared to **52%** of **White non-Hispanic adults**.²

Hispanic Adults = 6.7 of 10



White Adults = 5.2 of 10

To reach the degree attainment goal by 2030, the U.S. can: close the degree completion gap by accelerating Latino completion while increasing for all students and scale up programs and initiatives that work for Latino, and all, students. The following demographics, institutional data, and practices inform Latino degree attainment.

ENROLLING: Top 5 Institutions (Hispanic Undergraduates) in Vermont, 2021-22

	Institution	Sector	Grand Total	Hispanic Total	% Hispanic
1	University of Vermont	Public, 4-year	11,081	504	5%
2	Middlebury College	Private not-for-profit, 4-year	2,837	299	11%
3	Norwich University	Private not-for-profit, 4-year	2,924	296	10%
4	Champlain College	Private not-for-profit, 4-year	3,170	262	8%
5	Community College of Vermont	Public, 2-year	3,754	133	4%

ASSOCIATE DEGREES: Top 5 Institutions Awarding to Hispanics in Vermont, 2020-21

	Institution	Sector	Grand Total	Hispanic Total	% Hispanic
1	Community College of Vermont	Public, 2-year	416	12	3%
2	Landmark College	Private not-for-profit, 4-year	55	4	7%
3	Northern Vermont University	Public, 4-year	41	3	7%
4	Vermont Technical College	Public, 4-year	278	3	1%
5	Champlain College	Private not-for-profit, 4-year	53	2	4%

BACHELOR DEGREES: Top 5 Institutions Awarding to Hispanics in Vermont, 2020-21

	Institution	Sector	Grand Total	Hispanic Total	% Hispanic
1	University of Vermont	Public, 4-year	2,632	109	4%
2	Middlebury College	Private not-for-profit, 4-year	605	64	11%
3	Champlain College	Private not-for-profit, 4-year	762	61	8%
4	Norwich University	Private not-for-profit, 4-year	738	56	8%
5	Saint Michael's College	Private not-for-profit, 4-year	321	22	7%

NOTE: We use the terms Latino and Hispanic interchangeably in this factsheet.

Source: *Excelencia in Education* analysis using U.S. Department of Education, National Center for Education Statistics (NCES), Integrated Postsecondary Education Data System (IPEDS), 2021 Fall Enrollment, Graduation Rates Survey and Institutional Characteristics Survey.

¹ Projections to 2030: *Excelencia in Education*. (2020). Ensuring America's Future: Benchmarking Latino College Completion to 2030. *Excelencia in Education*. Washington, D.C.

² U.S. Census Bureau, 2021 American Community Survey 1-Year Estimates

Vermont Gap in Degree Completion

Closing the degree completion gap can be tracked by the 4 measures shown below. Alone, none of these measures capture the entire “story” of degree completion. However, in combination, they provide a useful picture of the gap in degree attainment between Hispanic and White non-Hispanic cohorts in a single year.

Graduation Rate — Total percentage of students who graduated within 150% of normal time for first-time, full-time freshmen. This incorporates students that graduated in 3 years at two-year institutions, or in 6 years at four-year institutions.

Transferred to Another Institution — Percentage of students that transferred to another institution and did not complete a degree.

Still Enrolled — Percentage of students that are still enrolled at the point of 150% normal time to completion.

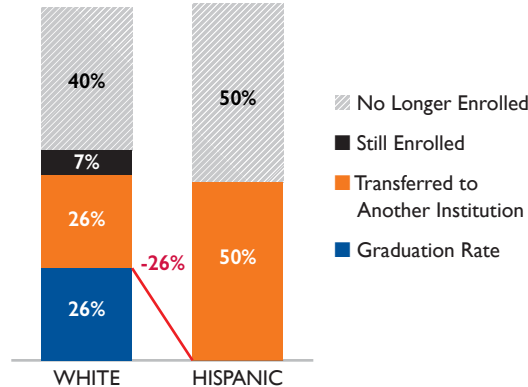
No Longer Enrolled — Percentage of students that are no longer enrolled at the point of 150% normal time to completion.

DEGREE OUTCOMES

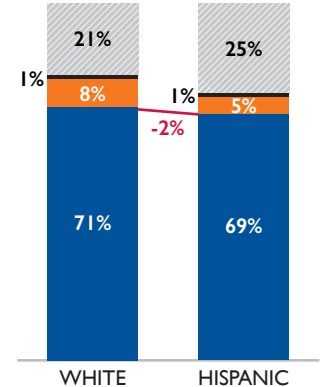
At two-year institutions, Hispanics’ graduation rate was **26%-points lower** than that of their White non-Hispanic peers in Vermont.

At four-year institutions, Hispanics’ graduation rate was **2%-points lower** than that of their White non-Hispanic peers in Vermont.

TWO-YEAR INSTITUTIONS



FOUR-YEAR INSTITUTIONS



*Percentages may not add up to 100% due to rounding.

NOTE: Outcomes shown are for students at two-year institutions who started in Fall 2018, and for students at four-year institutions who started in Fall 2015.

Source: *Excelencia in Education* analysis using the U.S. Department of Education, National Center for Education Statistics (NCES), Integrated Postsecondary Education Data System, 2021 Graduation Rates Survey and the Institutional Characteristics Survey.

Examples of What Works for Latino Students

There are institutions showing success in enrolling, retaining, and graduating Latino students. The following are examples of programs across the country with evidence of effectiveness in serving Latino students nominated for Examples of *Excelencia*.

The Percy Ellis Sutton Search for Education, Elevation, and Knowledge (SEEK) Program at Lehman College is an educational opportunity program of the City University of New York. The SEEK program targets students who have demonstrated motivation and potential for college success but do not meet traditional admissions requirements and need academic and financial assistance to succeed in college. Beyond providing a means for these students to enter a CUNY senior college, a prospect not otherwise available to students with their academic and economic profiles, SEEK delivers an array of essential support services to help them complete in a competitive educational environment. Services include counseling, advisement, supplemental instruction, and tutoring focused on student persistence/retention, academic performance, and graduation and fostering the non-cognitive skills and attributes needed for college and career success. The overall mission of SEEK is to provide access to higher education to historically underserved students to increase their level of education, social capital, and workforce preparedness. SEEK fulfills its mission by providing a range of specialized support and enrichment programs and activities dedicated to encouraging SEEK student learning, performance,

persistence, and graduation. SEEK at Lehman College aims to contribute to closing the New York equity gap in college completion rates by increasing its retention and graduation rates and ensuring that students make timely progress toward degree completion. Over the last eight years, the SEEK Program at Lehman College has implemented several strategies that they believe have contributed to improved outcomes in retention, performance, graduation, and other areas.

The SEEK program supports about 855 full-time undergraduates and enrolls 225 freshmen each year; 73% are Latino. There was a 21% increase in the first-year retention rate of Latino students from 2007 to 2012, from 67% to 88% and a 29% increase in second-year retention rates of Latinos over the same period. The average cumulative GPA for 2007 entering cohort was 2.46, and the average cumulative GPA for the 2013 cohort was 2.97. SEEK’s six-year graduation rate for Latinos increased from 29% (cohort 2007) to 43% (cohort 2008). One program component, Reaching into the Science Experience (RISE) initiative, targeted students interested in STEM and health careers by providing them with science-focused supplemental academic support services, including year-round science preparation workshops.

For more information on institutional programs improving Latino student success in higher education, access *Excelencia in Education’s Growing What Works* database at <http://www.edexcelencia.org/growing-what-works>