

LATINO COLLEGE COMPLETION: MARYLAND – 2023

For the U.S. to regain the top ranking in the world for college degree attainment, Latinos will need to earn 6.2 million degrees by 2030.¹

FAST FACTS

STATE RANKING:

Maryland had the **17th largest Latino population** in the U.S.

K-12 POPULATION:

In Maryland, **16%** of the K-12 population was **Latino**.²

POPULATION:

In Maryland, **11%** of the population was **Latino**.²

MEDIAN AGE:

The median age of **Hispanics** in Maryland was **29**, compared to **44** for **White non-Hispanics**.²




ENROLLMENT:

In Maryland, **19%** of **Hispanics** (ages 18 to 34) were enrolled in higher education, compared to **24%** of **White non-Hispanics**.²

DEGREE ATTAINMENT:

In Maryland, **29%** of **Hispanic adults** (25 and older) had earned an associate degree or higher, compared to **56%** of **White non-Hispanic adults**.²

Hispanic Adults = 2.9 of 10



White Adults = 5.6 of 10

To reach the degree attainment goal by 2030, the U.S. can: close the degree completion gap by accelerating Latino completion while increasing for all students and scale up programs and initiatives that work for Latino, and all, students. The following demographics, institutional data, and practices inform Latino degree attainment.

ENROLLING: Top 5 Institutions (Hispanic Undergraduates) in Maryland, 2021-22

	Institution	Sector	Grand Total	Hispanic Total	% Hispanic
1	University of Maryland Global Campus	Public, 4-year	42,992	6,770	16%
2	Montgomery College	Public, 2-year	13,650	3,746	27%
3	University of Maryland-College Park	Public, 4-year	30,368	3,097	10%
4	Towson University	Public, 4-year	17,817	1,745	10%
5	Prince George's Community College	Public, 2-year	8,397	1,501	18%

ASSOCIATE DEGREES: Top 5 Institutions Awarding to Hispanics in Maryland, 2020-21

	Institution	Sector	Grand Total	Hispanic Total	% Hispanic
1	Montgomery College	Public, 2-year	2,874	709	25%
2	University of Maryland Global Campus	Public, 4-year	2,510	543	22%
3	Prince George's Community College	Public, 2-year	1,203	169	14%
4	Anne Arundel Community College	Public, 2-year	1,712	145	8%
5	Frederick Community College	Public, 2-year	886	126	14%

BACHELOR DEGREES: Top 5 Institutions Awarding to Hispanics in Maryland, 2020-21

	Institution	Sector	Grand Total	Hispanic Total	% Hispanic
1	University of Maryland Global Campus	Public, 4-year	7,637	928	12%
2	University of Maryland-College Park	Public, 4-year	7,573	768	10%
3	Towson University	Public, 4-year	4,620	377	8%
4	University of Maryland-Baltimore County	Public, 4-year	2,548	234	9%
5	Johns Hopkins University	Private not-for-profit, 4-year	1,425	202	14%

NOTE: We use the terms Latino and Hispanic interchangeably in this factsheet.

Source: *Excelencia in Education* analysis using U.S. Department of Education, National Center for Education Statistics (NCES), Integrated Postsecondary Education Data System (IPEDS), 2021 Fall Enrollment, Graduation Rates Survey and Institutional Characteristics Survey.

¹ Projections to 2030: *Excelencia in Education*. (2020). Ensuring America's Future: Benchmarking Latino College Completion to 2030. *Excelencia in Education*. Washington, D.C.

² U.S. Census Bureau, 2021 American Community Survey 1-Year Estimates

Maryland Gap in Degree Completion

Closing the degree completion gap can be tracked by the 4 measures shown below. Alone, none of these measures capture the entire “story” of degree completion. However, in combination, they provide a useful picture of the gap in degree attainment between Hispanic and White non-Hispanic cohorts in a single year.

Graduation Rate — Total percentage of students who graduated within 150% of normal time for first-time, full-time freshmen. This incorporates students that graduated in 3 years at two-year institutions, or in 6 years at four-year institutions.

Transferred to Another Institution — Percentage of students that transferred to another institution and did not complete a degree.

Still Enrolled — Percentage of students that are still enrolled at the point of 150% normal time to completion.

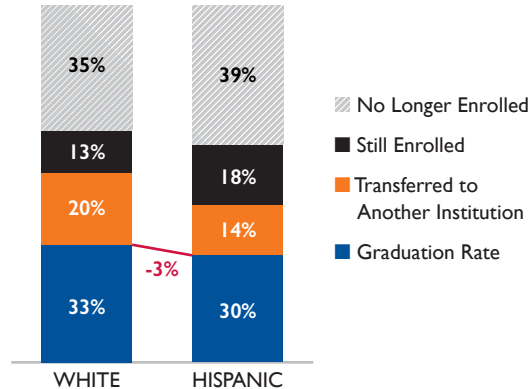
No Longer Enrolled — Percentage of students that are no longer enrolled at the point of 150% normal time to completion.

DEGREE OUTCOMES

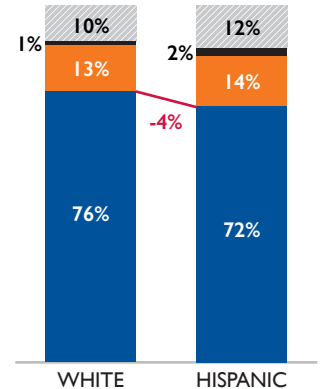
At two-year institutions, Hispanics’ graduation rate was **3%-points lower** than that of their White non-Hispanic peers in Maryland.

At four-year institutions, Hispanics’ graduation rate was **4%-points lower** than that of their White non-Hispanic peers in Maryland.

TWO-YEAR INSTITUTIONS



FOUR-YEAR INSTITUTIONS



*Percentages may not add up to 100% due to rounding.

NOTE: Outcomes shown are for students at two-year institutions who started in Fall 2018, and for students at four-year institutions who started in Fall 2015.

Source: *Excelencia in Education* analysis using the U.S. Department of Education, National Center for Education Statistics (NCES), Integrated Postsecondary Education Data System, 2021 Graduation Rates Survey and the Institutional Characteristics Survey.

Examples of What Works for Latino Students

There are institutions showing success in enrolling, retaining, and graduating Latino students. The following are examples of programs across the country with evidence of effectiveness in serving Latino students nominated for Examples of *Excelencia*.

Ambiciones provides pathways to college completion for Latino students by helping high school students and their families navigate the Howard Community College (HCC) entrance process. Once students are enrolled at HCC, the program aims to increase the retention rates of first-year participants and increase graduation/transfer rates by providing intrusive, personalized advising, building community among Latino students, and connecting students to resources. In 2015, HCC saw a growth of Latino student enrollment and created Ambiciones to provide pathways for Latino student success. Ambiciones first started with 20 students and a dedicated bilingual completion advisor. The program has evolved and now primarily works in five county high schools with significant Latino populations to create a supportive, seamless pipeline for high school seniors and families applying to HCC. The program provides college presentations to Howard County Public Schools, meets individually with families, hosts an on-campus senior family night entirely in Spanish, and triages incoming HCC students

over the summer. In partnership with the Howard County Public Schools, Ambiciones provides JumpStart, a dual enrollment program that covers full tuition, books, and fees for low-income, Latino high school students to complete up to 60 credits towards a college degree. Ambiciones has also developed a close partnership with the Howard County Public School System Hispanic Achievement Liaisons. Program outreach includes Deferred Action for Childhood Arrivals (DACA) and undocumented students. As of spring 2019, Ambiciones served 145 Latino student participants.

The retention rate for first-time/ full time student participants was 91% compared to 67% of non-participants. The retention rate for part-time program participants was 50% compared to 45% for non-program participants. In fiscal year 2019, 16 students completed an associate degree and/or a certificate, with two students transferring to a four-year institution. In spring 2020, 90% of program participants met the good academic standing goal compared to 81% of non-program participants.

For more information on institutional programs improving Latino student success in higher education, access *Excelencia in Education’s Growing What Works* database at <http://www.edexcelencia.org/growing-what-works>