

LATINO COLLEGE COMPLETION: MISSISSIPPI – 2023

For the U.S. to regain the top ranking in the world for college degree attainment, Latinos will need to earn 6.2 million degrees by 2030.¹

FAST FACTS

STATE RANKING:

Mississippi had the **41st largest Latino population** in the U.S.

K-12 POPULATION:

In Mississippi, **4%** of the K-12 population was **Latino**.²

POPULATION:

In Mississippi, **3%** of the population was **Latino**.²

MEDIAN AGE:

The median age of **Hispanics** in Mississippi was **26**, compared to **42** for **White non-Hispanics**.²




ENROLLMENT:

In Mississippi, **27%** of **Hispanics** (ages 18 to 34) were enrolled in higher education, compared to **22%** of **White non-Hispanics**.²

DEGREE ATTAINMENT:

In Mississippi, **29%** of **Hispanic adults** (25 and older) had earned an associate degree or higher, compared to **39%** of **White non-Hispanic adults**.²

Hispanic Adults = 2.9 of 10



White Adults = 3.9 of 10

To reach the degree attainment goal by 2030, the U.S. can: close the degree completion gap by accelerating Latino completion while increasing for all students and scale up programs and initiatives that work for Latino, and all, students. The following demographics, institutional data, and practices inform Latino degree attainment.

ENROLLING: Top 5 Institutions (Hispanic Undergraduates) in Mississippi, 2021-22

	Institution	Sector	Grand Total	Hispanic Total	% Hispanic
1	University of Mississippi	Public, 4-year	15,994	683	4%
2	Mississippi State University	Public, 4-year	18,451	679	4%
3	University of Southern Mississippi	Public, 4-year	10,597	415	4%
4	Mississippi Gulf Coast Community College	Public, 2-year	6,633	383	6%
5	Northwest Mississippi Community College	Public, 2-year	5,212	279	5%

ASSOCIATE DEGREES: Top 5 Institutions Awarding to Hispanics in Mississippi, 2020-21

	Institution	Sector	Grand Total	Hispanic Total	% Hispanic
1	Mississippi Gulf Coast Community College	Public, 2-year	1,888	99	5%
2	Northwest Mississippi Community College	Public, 2-year	1,060	46	4%
3	Hinds Community College	Public, 2-year	1,410	45	3%
4	Itawamba Community College	Public, 2-year	1,093	31	3%
5	Holmes Community College	Public, 2-year	1,196	25	2%

BACHELOR DEGREES: Top 5 Institutions Awarding to Hispanics in Mississippi, 2020-21

	Institution	Sector	Grand Total	Hispanic Total	% Hispanic
1	University of Mississippi	Public, 4-year	4,422	148	3%
2	Mississippi State University	Public, 4-year	4,422	106	2%
3	University of Southern Mississippi	Public, 4-year	2,620	104	4%
4	Delta State University	Public, 4-year	574	30	5%
5	Mississippi College	Private not-for-profit, 4-year	730	27	4%

NOTE: We use the terms Latino and Hispanic interchangeably in this factsheet.

Source: *Excelencia in Education* analysis using U.S. Department of Education, National Center for Education Statistics (NCES), Integrated Postsecondary Education Data System (IPEDS), 2021 Fall Enrollment, Graduation Rates Survey and Institutional Characteristics Survey.

¹ Projections to 2030: *Excelencia in Education*. (2020). Ensuring America's Future: Benchmarking Latino College Completion to 2030. *Excelencia in Education*. Washington, D.C.

² U.S. Census Bureau, 2021 American Community Survey 1-Year Estimates

Mississippi Gap in Degree Completion

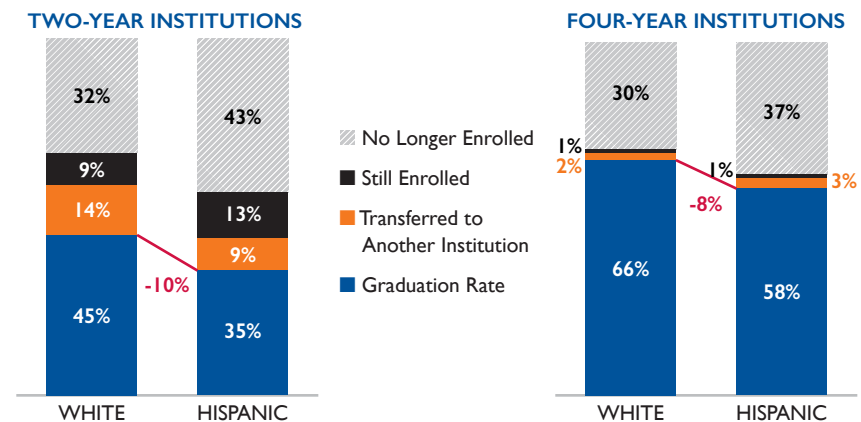
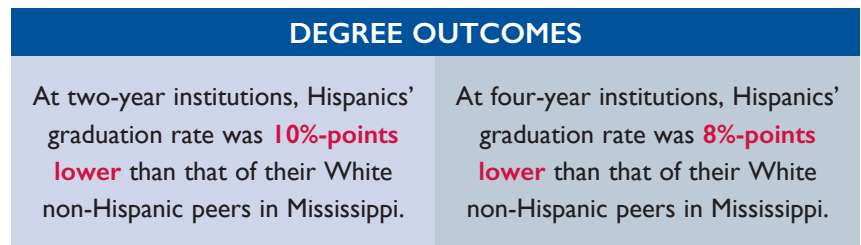
Closing the degree completion gap can be tracked by the 4 measures shown below. Alone, none of these measures capture the entire “story” of degree completion. However, in combination, they provide a useful picture of the gap in degree attainment between Hispanic and White non-Hispanic cohorts in a single year.

Graduation Rate — Total percentage of students who graduated within 150% of normal time for first-time, full-time freshmen. This incorporates students that graduated in 3 years at two-year institutions, or in 6 years at four-year institutions.

Transferred to Another Institution — Percentage of students that transferred to another institution and did not complete a degree.

Still Enrolled — Percentage of students that are still enrolled at the point of 150% normal time to completion.

No Longer Enrolled — Percentage of students that are no longer enrolled at the point of 150% normal time to completion.



*Percentages may not add up to 100% due to rounding.

NOTE: Outcomes shown are for students at two-year institutions who started in Fall 2018, and for students at four-year institutions who started in Fall 2015.

Source: *Excellencia* in Education analysis using the U.S. Department of Education, National Center for Education Statistics (NCES), Integrated Postsecondary Education Data System, 2021 Graduation Rates Survey and the Institutional Characteristics Survey.

Examples of What Works for Latino Students

There are institutions showing success in enrolling, retaining, and graduating Latino students. The following are examples of programs across the country with evidence of effectiveness in serving Latino students nominated for Examples of *Excellencia*.

Austin Community College Guided Pathways Advising through Coaching program provides students with personalized, proactive advising to help them select an academic path, persist, and graduate. The goals of the program are to create a model where advisors coach students to develop agency in creating their academic path, foster student-advisor relationships through timely nudging at critical points, and helping students navigate resources to support their success. The tangible goals for the program are to increase persistence rates, and ultimately increase graduation rates of all students, especially Hispanic students. ACC redesigned their advising training, program development, and student engagement to empower staff and students to make holistically informed decisions. They redesigned transfer and career pathways to minimize barriers and prepare students for degrees and gainful employment. ACC also reimagined a student-centered community through the college's Diversity Framework to create equitable outcomes for all students. In 2019, the advising team formed

a close alliance with the Ascender program contributing to ACC's strategic goals of advancing inclusion, equity, social justice, persistence, and completion. About 10,000 first-time at ACC (FTACC) students with less than 12 credit hours are case managed, where advisors interact with their caseload a minimum of 5 times a term, providing tutoring information, student engagement, and continued registration.

From 2017 to 2019, the number of Latino students persisting from fall to spring increased by 9%. From fall 2017 to fall 2019, the number of Latino students persisting increased by two and half percent. The program has helped all students in that ACC's FTIC full time student increase the graduation rate from 7% to 19% in that same 2017 to 2019 period. From 2017 to 2019, Latino students with a GPA over 2.0 increased by 8%. For fall 2019, the students participating in Ascender had success rates in Engl 1301 of 81% versus 78% for non-Ascender students and 81% for EDUC 1300 versus 71% for non-Ascender students.

For more information on institutional programs improving Latino student success in higher education, access *Excellencia* in Education's Growing What Works database at <http://www.edexcellencia.org/growing-what-works>