

For the U.S. to regain the top ranking in the world for college degree attainment, Latinos will need to earn 6.2 million degrees by 2030.¹

FAST FACTS

STATE RANKING:

New York had the **4th largest Latino population** in the U.S.

K-12 POPULATION:

In New York, **25%** of the K-12 population was **Latino**.²

POPULATION:

In New York, **19%** of the population was **Latino**.²

MEDIAN AGE:

The median age of **Hispanics** in New York was **33**, compared to **44** for **White non-Hispanics**.²




ENROLLMENT:

In New York, **22%** of **Hispanics** (ages 18 to 34) were enrolled in higher education, compared to **25%** of **White non-Hispanics**.²

DEGREE ATTAINMENT:

In New York, **31%** of **Hispanic adults** (25 and older) had earned an associate degree or higher, compared to **56%** of **White non-Hispanic adults**.²

Hispanic Adults = 3.1 of 10



White Adults = 5.6 of 10

To reach the degree attainment goal by 2030, the U.S. can: close the degree completion gap by accelerating Latino completion while increasing for all students and scale up programs and initiatives that work for Latino, and all, students. The following demographics, institutional data, and practices inform Latino degree attainment.

ENROLLING: Top 5 Institutions (Hispanic Undergraduates) in New York, 2021-22

	Institution	Sector	Grand Total	Hispanic Total	% Hispanic
1	CUNY Borough of Manhattan Community College	Public, 2-year	18,255	7,924	43%
2	CUNY Lehman College	Public, 4-year	11,609	6,613	57%
3	CUNY John Jay College of Criminal Justice	Public, 4-year	12,834	6,390	50%
4	CUNY LaGuardia Community College	Public, 2-year	11,737	5,313	45%
5	CUNY Hunter College	Public, 4-year	17,293	5,292	31%

ASSOCIATE DEGREES: Top 5 Institutions Awarding to Hispanics in New York, 2020-21

	Institution	Sector	Grand Total	Hispanic Total	% Hispanic
1	CUNY Borough of Manhattan Community College	Public, 2-year	4,478	1,868	42%
2	CUNY LaGuardia Community College	Public, 2-year	3,071	1,249	41%
3	CUNY Bronx Community College	Public, 2-year	1,554	938	60%
4	Suffolk County Community College	Public, 2-year	3,439	916	27%
5	SUNY Westchester Community College	Public, 2-year	1,684	729	43%

BACHELOR DEGREES: Top 5 Institutions Awarding to Hispanics in New York, 2020-21

	Institution	Sector	Grand Total	Hispanic Total	% Hispanic
1	CUNY Lehman College	Public, 4-year	2,958	1,658	56%
2	CUNY John Jay College of Criminal Justice	Public, 4-year	3,354	1,636	49%
3	CUNY Hunter College	Public, 4-year	3,569	1,169	33%
4	CUNY Queens College	Public, 4-year	3,630	1,019	28%
5	CUNY City College	Public, 4-year	2,649	984	37%

NOTE: We use the terms Latino and Hispanic interchangeably in this factsheet.

Source: *Excelencia in Education* analysis using U.S. Department of Education, National Center for Education Statistics (NCES), Integrated Postsecondary Education Data System (IPEDS), 2021 Fall Enrollment, Graduation Rates Survey and Institutional Characteristics Survey.

¹ Projections to 2030: *Excelencia in Education*. (2020). Ensuring America's Future: Benchmarking Latino College Completion to 2030. *Excelencia in Education*. Washington, D.C.

² U.S. Census Bureau, 2021 American Community Survey 1-Year Estimates

New York Gap in Degree Completion

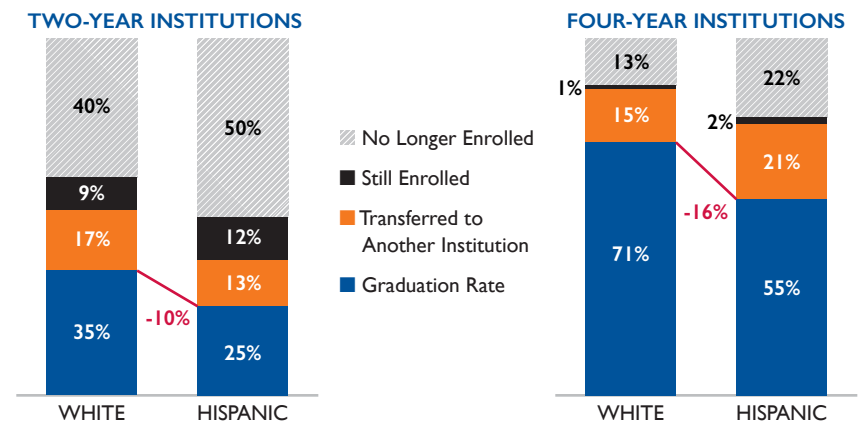
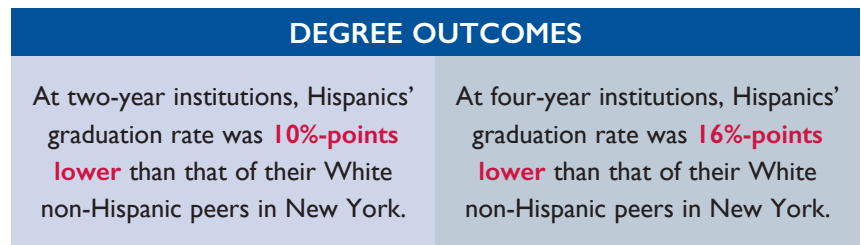
Closing the degree completion gap can be tracked by the 4 measures shown below. Alone, none of these measures capture the entire “story” of degree completion. However, in combination, they provide a useful picture of the gap in degree attainment between Hispanic and White non-Hispanic cohorts in a single year.

Graduation Rate — Total percentage of students who graduated within 150% of normal time for first-time, full-time freshmen. This incorporates students that graduated in 3 years at two-year institutions, or in 6 years at four-year institutions.

Transferred to Another Institution — Percentage of students that transferred to another institution and did not complete a degree.

Still Enrolled — Percentage of students that are still enrolled at the point of 150% normal time to completion.

No Longer Enrolled — Percentage of students that are no longer enrolled at the point of 150% normal time to completion.



*Percentages may not add up to 100% due to rounding.

NOTE: Outcomes shown are for students at two-year institutions who started in Fall 2018, and for students at four-year institutions who started in Fall 2015.

Source: *Excelencia in Education* analysis using the U.S. Department of Education, National Center for Education Statistics (NCES), Integrated Postsecondary Education Data System, 2021 Graduation Rates Survey and the Institutional Characteristics Survey.

Examples of What Works for Latino Students

There are institutions showing success in enrolling, retaining, and graduating Latino students. The following are examples of programs across the country with evidence of effectiveness in serving Latino students nominated for Examples of *Excelencia*.

The **Accelerated Study in Associate Programs (ASAP)** was launched in 2007 to improve the low graduation rates of City University of New York's (CUNY) Community Colleges. Their mission is to graduate at least 50% of its students within three years. To realize its mission, ASAP provides students with a battery of comprehensive services delivered with a clear degree completion strategy and guided by three principles: maintaining academic momentum, achieving a successful student integration in the institution, and removing institutional difficulties by building guided pathways. ASAP provides wraparound services to students at six CUNY community colleges. About 90% of ASAP students receive full financial aid and 85% enter the program with at least one developmental education need. The ASAP theory of action includes removing financial barriers for students

who enroll full time, providing structured degree pathways, comprehensive support services, establishing clear expectations for students, building community through early engagement, a cohort model, and block scheduling.

As of 2017, ASAP at CUNY Bronx Community College served 1,280 Latino students, 65% of all those enrolled. The semester to semester retention rate for ASAP students was 93% rate, compared to 84% in the control group. The two year graduation rate was 23%, compared to 7% in the control group. ASAP students enroll in bachelor's programs at a 59% rate, compared to 50% in the control group. ASAP students earn a bachelor's degree within six years at a 27% rate, compared to 18% in the control group.

For more information on institutional programs improving Latino student success in higher education, access *Excelencia in Education's Growing What Works* database at <http://www.edexcelencia.org/growing-what-works>