

For the U.S. to regain the top ranking in the world for college degree attainment, Latinos will need to earn 6.2 million degrees by 2030.¹

FAST FACTS

STATE RANKING:

North Dakota had the **47th largest Latino population** in the U.S.

K-12 POPULATION:

In North Dakota, **4%** of the K-12 population was **Latino**.²

POPULATION:

In North Dakota, **4%** of the population was **Latino**.²

MEDIAN AGE:

The median age of **Hispanics** in North Dakota was **24**, compared to **38** for **White non-Hispanics**.²




ENROLLMENT:

In North Dakota, **20%** of **Hispanics** (ages 18 to 34) were enrolled in higher education, compared to **27%** of **White non-Hispanics**.²

DEGREE ATTAINMENT:

In North Dakota, **27%** of **Hispanic adults** (25 and older) had earned an associate degree or higher, compared to **48%** of **White non-Hispanic adults**.²

Hispanic Adults = 2.7 of 10



White Adults = 4.8 of 10

To reach the degree attainment goal by 2030, the U.S. can: close the degree completion gap by accelerating Latino completion while increasing for all students and scale up programs and initiatives that work for Latino, and all, students. The following demographics, institutional data, and practices inform Latino degree attainment.

ENROLLING: Top 5 Institutions (Hispanic Undergraduates) in North Dakota, 2021-22

	Institution	Sector	Grand Total	Hispanic Total	% Hispanic
1	University of North Dakota	Public, 4-year	8,998	462	5%
2	North Dakota State University-Main Campus	Public, 4-year	9,932	320	3%
3	Minot State University	Public, 4-year	2,248	191	8%
4	Bismarck State College	Public, 4-year	2,613	150	6%
5	University of Jamestown	Private not-for-profit, 4-year	992	99	10%

ASSOCIATE DEGREES: Top 5 Institutions Awarding to Hispanics in North Dakota, 2020-21

	Institution	Sector	Grand Total	Hispanic Total	% Hispanic
1	Bismarck State College	Public, 4-year	704	27	4%
2	Williston State College	Public, 2-year	170	17	10%
3	Rasmussen University-North Dakota	Private for-profit, 4-year	189	14	7%
4	Lake Region State College	Public, 2-year	197	13	7%
5	North Dakota State College of Science	Public, 2-year	454	9	2%

BACHELOR DEGREES: Top 5 Institutions Awarding to Hispanics in North Dakota, 2020-21

	Institution	Sector	Grand Total	Hispanic Total	% Hispanic
1	University of North Dakota	Public, 4-year	1,878	73	4%
2	North Dakota State University-Main Campus	Public, 4-year	2,433	52	2%
3	Minot State University	Public, 4-year	504	34	7%
4	University of Mary	Private not-for-profit, 4-year	548	23	4%
5	University of Jamestown	Private not-for-profit, 4-year	142	13	9%

NOTE: We use the terms Latino and Hispanic interchangeably in this factsheet.

Source: *Excelencia in Education* analysis using U.S. Department of Education, National Center for Education Statistics (NCES), Integrated Postsecondary Education Data System (IPEDS), 2021 Fall Enrollment, Graduation Rates Survey and Institutional Characteristics Survey.

¹ Projections to 2030: *Excelencia in Education*. (2020). Ensuring America's Future: Benchmarking Latino College Completion to 2030. *Excelencia in Education*. Washington, D.C.

² U.S. Census Bureau, 2021 American Community Survey 1-Year Estimates

North Dakota Gap in Degree Completion

Closing the degree completion gap can be tracked by the 4 measures shown below. Alone, none of these measures capture the entire “story” of degree completion. However, in combination, they provide a useful picture of the gap in degree attainment between Hispanic and White non-Hispanic cohorts in a single year.

Graduation Rate — Total percentage of students who graduated within 150% of normal time for first-time, full-time freshmen. This incorporates students that graduated in 3 years at two-year institutions, or in 6 years at four-year institutions.

Transferred to Another Institution — Percentage of students that transferred to another institution and did not complete a degree.

Still Enrolled — Percentage of students that are still enrolled at the point of 150% normal time to completion.

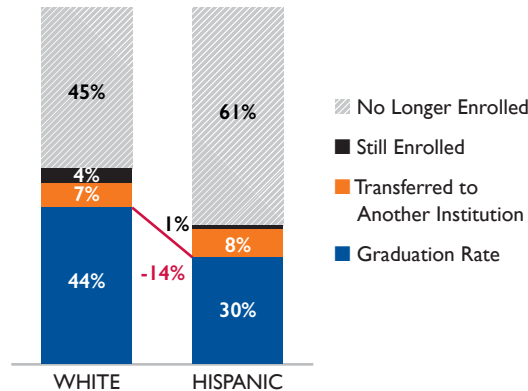
No Longer Enrolled — Percentage of students that are no longer enrolled at the point of 150% normal time to completion.

DEGREE OUTCOMES

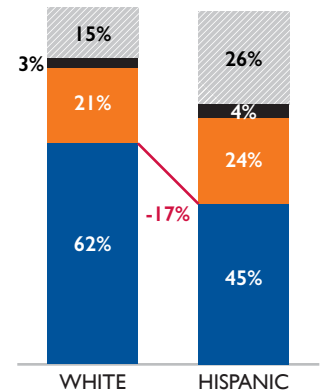
At two-year institutions, Hispanics’ graduation rate was **14%-points lower** than that of their White non-Hispanic peers in North Dakota.

At four-year institutions, Hispanics’ graduation rate was **17%-points lower** than that of their White non-Hispanic peers in North Dakota.

TWO-YEAR INSTITUTIONS



FOUR-YEAR INSTITUTIONS



*Percentages may not add up to 100% due to rounding.

NOTE: Outcomes shown are for students at two-year institutions who started in Fall 2018, and for students at four-year institutions who started in Fall 2015.

Source: *Excelencia in Education* analysis using the U.S. Department of Education, National Center for Education Statistics (NCES), Integrated Postsecondary Education Data System, 2021 Graduation Rates Survey and the Institutional Characteristics Survey.

Examples of What Works for Latino Students

There are institutions showing success in enrolling, retaining, and graduating Latino students. The following are examples of programs across the country with evidence of effectiveness in serving Latino students nominated for Examples of *Excelencia*.

The **Pathways to Academic Success and Opportunities (PASO)** at California State University-San Marcos (CSUSM) aims to expand educational opportunities and improve the academic attainment of Latino students. With a focus on retention and graduation of Latino students, they address the achievement gap among Latino students by implementing innovative student services, culturally-relevant curriculum, and meaningful co-curricular offerings aimed at increasing retention and graduation rates specifically for Latino students. Strong collaborative efforts with Student and Academic Affairs are infused into their Title V grant. PASO Scholars have demonstrated higher pass rates than the overall California State University San Marcos population and greater cultural connection with PASO classes. New efforts to reach students within Student Affairs, has yielded long term changes to the financial aid process, outreach, admissions, and CSUSM advising. Student Orientations for PASO parents and students are essential to assist with the high school to college transition. PASO has its own full-time Financial Aid technician, which has increased awarded Latino students.

Upper-division students work as PASO community researchers with the CSUSM-National Latino Research Center gaining experience in the field. PASO offers a pilot Chicano Studies course that has now catapulted the request for a Chicano Studies major at CSUSM.

PASO has helped increase overall Latino enrollment from 29% in Fall 2017 to 45% in Fall 2018 and Latino retention from 70% to 78% in the same timeframe. All students in PASO courses are Latino first-year students, demonstrating a higher pass rate than students taking non-PASO courses. The pass rates for PASO courses range from 85% to 100% and average a 10% higher pass rate than other equivalent CSUSM courses. Increased financial aid application completion by Latinos and Latinos awarded financial aid: 421 of 509 PASO Scholars (83%) were selected for financial aid verification. Over 90% of PASO students completed the verification process. Overall, 88% of all PASO Scholars were awarded financial aid, a 30% improvement in Latino students awarded financial aid.

For more information on institutional programs improving Latino student success in higher education, access *Excelencia in Education's Growing What Works* database at <http://www.edexcelencia.org/growing-what-works>