

For the U.S. to regain the top ranking in the world for college degree attainment, Latinos will need to earn 6.2 million degrees by 2030.¹

FAST FACTS

STATE RANKING:

New Hampshire had the **43rd largest Latino population** in the U.S.

K-12 POPULATION:

In New Hampshire, **7%** of the K-12 population was **Latino**.²

POPULATION:

In New Hampshire, **4%** of the population was **Latino**.²

MEDIAN AGE:

The median age of **Hispanics** in New Hampshire was **29**, compared to **45** for **White non-Hispanics**.²




ENROLLMENT:

In New Hampshire, **22%** of **Hispanics** (ages 18 to 34) were enrolled in higher education, compared to **22%** of **White non-Hispanics**.²

DEGREE ATTAINMENT:

In New Hampshire, **41%** of **Hispanic adults** (25 and older) had earned an associate degree or higher, compared to **50%** of **White non-Hispanic adults**.²

Hispanic Adults = 4.1 of 10



White Adults = 5.0 of 10

To reach the degree attainment goal by 2030, the U.S. can: close the degree completion gap by accelerating Latino completion while increasing for all students and scale up programs and initiatives that work for Latino, and all, students. The following demographics, institutional data, and practices inform Latino degree attainment.

ENROLLING: Top 5 Institutions (Hispanic Undergraduates) in New Hampshire, 2021-22

	Institution	Sector	Grand Total	Hispanic Total	% Hispanic
1	Southern New Hampshire University	Private not-for-profit, 4-year	119,248	12,982	11%
2	Dartmouth College	Private not-for-profit, 4-year	4,533	453	10%
3	University of New Hampshire-Main Campus	Public, 4-year	11,429	448	4%
4	Nashua Community College	Public, 2-year	1,033	218	21%
5	Manchester Community College	Public, 2-year	1,887	187	10%

ASSOCIATE DEGREES: Top 5 Institutions Awarding to Hispanics in New Hampshire, 2020-21

	Institution	Sector	Grand Total	Hispanic Total	% Hispanic
1	Southern New Hampshire University	Private not-for-profit, 4-year	3,227	376	12%
2	NHTI-Concord's Community College	Public, 2-year	486	22	5%
3	Manchester Community College	Public, 2-year	301	19	6%
4	Nashua Community College	Public, 2-year	226	18	8%
5	Great Bay Community College	Public, 2-year	246	9	4%

BACHELOR DEGREES: Top 5 Institutions Awarding to Hispanics in New Hampshire, 2020-21

	Institution	Sector	Grand Total	Hispanic Total	% Hispanic
1	Southern New Hampshire University	Private not-for-profit, 4-year	15,584	1,561	10%
2	Dartmouth College	Private not-for-profit, 4-year	1,150	116	10%
3	University of New Hampshire-Main Campus	Public, 4-year	2,911	74	3%
4	Keene State College	Public, 4-year	706	35	5%
5	New England College	Private not-for-profit, 4-year	327	22	7%

NOTE: We use the terms Latino and Hispanic interchangeably in this factsheet.

Source: *Excelencia in Education* analysis using U.S. Department of Education, National Center for Education Statistics (NCES), Integrated Postsecondary Education Data System (IPEDS), 2021 Fall Enrollment, Graduation Rates Survey and Institutional Characteristics Survey.

¹ Projections to 2030: *Excelencia in Education*. (2020). Ensuring America's Future: Benchmarking Latino College Completion to 2030. *Excelencia in Education*. Washington, D.C.

² U.S. Census Bureau, 2021 American Community Survey 1-Year Estimates

New Hampshire Gap in Degree Completion

Closing the degree completion gap can be tracked by the 4 measures shown below. Alone, none of these measures capture the entire “story” of degree completion. However, in combination, they provide a useful picture of the gap in degree attainment between Hispanic and White non-Hispanic cohorts in a single year.

Graduation Rate — Total percentage of students who graduated within 150% of normal time for first-time, full-time freshmen. This incorporates students that graduated in 3 years at two-year institutions, or in 6 years at four-year institutions.

Transferred to Another Institution — Percentage of students that transferred to another institution and did not complete a degree.

Still Enrolled — Percentage of students that are still enrolled at the point of 150% normal time to completion.

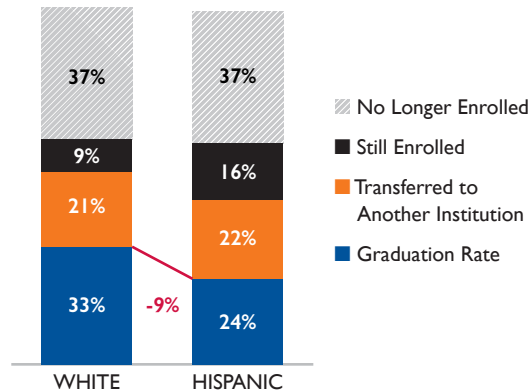
No Longer Enrolled — Percentage of students that are no longer enrolled at the point of 150% normal time to completion.

DEGREE OUTCOMES

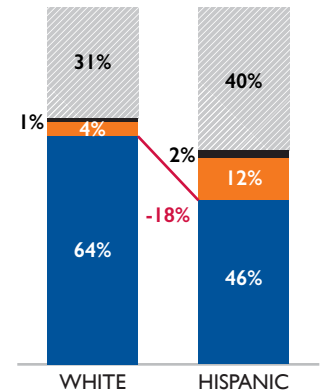
At two-year institutions, Hispanics' graduation rate was **9%-points lower** than that of their White non-Hispanic peers in New Hampshire.

At four-year institutions, Hispanics' graduation rate was **18%-points lower** than that of their White non-Hispanic peers in New Hampshire.

TWO-YEAR INSTITUTIONS



FOUR-YEAR INSTITUTIONS



*Percentages may not add up to 100% due to rounding.

NOTE: Outcomes shown are for students at two-year institutions who started in Fall 2018, and for students at four-year institutions who started in Fall 2015.

Source: *Excelencia in Education* analysis using the U.S. Department of Education, National Center for Education Statistics (NCES), Integrated Postsecondary Education Data System, 2021 Graduation Rates Survey and the Institutional Characteristics Survey.

Examples of What Works for Latino Students

There are institutions showing success in enrolling, retaining, and graduating Latino students. The following are examples of programs across the country with evidence of effectiveness in serving Latino students nominated for Examples of *Excelencia*.

Trinity University's **Upward Bound** program mission is to close the achievement gap and college graduation rates between underserved students and their more affluent peers. They aim to increase GPA, proficiency levels on state assessments in language arts and mathematics, college preparation, graduation rates, and six-year post-secondary graduation rates. Since 1980, Upward Bound at Trinity University has served the same target community in a thoughtful effort to create a deep network of college access by serving high school students. Upward Bound transports students to Trinity University to increase the comfort of students and families in a post-secondary environment. Participants attend 15 Saturday sessions (90 hours annually), reinforcing the high school curriculum and strengthening academic skills to ensure college readiness. During the summer, they attend a six-week summer program (240 hours annually) where they engage participants in courses including research writing, literature,

mathematics, and science. During the academic year, while still in high school, students meet weekly with an academic advisor, providing guidance and support in individual sessions. Additionally, all families meet with advisors annually in English and Spanish meetings, where the participants' unique educational goals are addressed. Through such intrusive advising, students develop academic goals, identify personal competencies, and families are empowered in the college process.

For the 2016-2017 academic year: 100% of senior high school participants graduated and had a cumulative GPA of 2.5 or better. 88% of high school participants enrolled in the fall term immediately following high school, compared to 45% of students at the targetted high schools. 58% of program graduates and 57% of Hispanics program graduates earned an associate or baccalaureate degree within six years, compared to 11% of students at the targetted high schools.

For more information on institutional programs improving Latino student success in higher education, access *Excelencia in Education's* Growing What Works database at <http://www.edexcelencia.org/growing-what-works>