

For the U.S. to regain the top ranking in the world for college degree attainment, Latinos will need to earn 6.2 million degrees by 2030.¹

FAST FACTS

STATE RANKING:

Maine had the **49th largest Latino population** in the U.S.

K-12 POPULATION:

In Maine, **3%** of the K-12 population was **Latino**.²

POPULATION:

In Maine, **2%** of the population was **Latino**.²

MEDIAN AGE:

The median age of **Hispanics** in Maine was **33**, compared to **46** for **White non-Hispanics**.²




ENROLLMENT:

In Maine, **30%** of **Hispanics** (ages 18 to 34) were enrolled in higher education, compared to **21%** of **White non-Hispanics**.²

DEGREE ATTAINMENT:

In Maine, **48%** of **Hispanic adults** (25 and older) had earned an associate degree or higher, compared to **46%** of **White non-Hispanic adults**.²

Hispanic Adults = 4.8 of 10



White Adults = 4.6 of 10

To reach the degree attainment goal by 2030, the U.S. can: close the degree completion gap by accelerating Latino completion while increasing for all students and scale up programs and initiatives that work for Latino, and all, students. The following demographics, institutional data, and practices inform Latino degree attainment.

ENROLLING: Top 5 Institutions (Hispanic Undergraduates) in Maine, 2021-22

	Institution	Sector	Grand Total	Hispanic Total	% Hispanic
1	University of Maine	Public, 4-year	9,246	439	5%
2	Bowdoin College	Private not-for-profit, 4-year	1,948	217	11%
3	University of Southern Maine	Public, 4-year	4,668	190	4%
4	Colby College	Private not-for-profit, 4-year	2,262	185	8%
5	Southern Maine Community College	Public, 2-year	4,163	175	4%

ASSOCIATE DEGREES: Top 5 Institutions Awarding to Hispanics in Maine, 2020-21

	Institution	Sector	Grand Total	Hispanic Total	% Hispanic
1	Southern Maine Community College	Public, 2-year	713	23	3%
2	Kennebec Valley Community College	Public, 2-year	286	10	3%
3	Central Maine Community College	Public, 2-year	361	6	2%
4	Eastern Maine Community College	Public, 2-year	290	5	2%
5	York County Community College	Public, 2-year	188	4	2%

BACHELOR DEGREES: Top 5 Institutions Awarding to Hispanics in Maine, 2020-21

	Institution	Sector	Grand Total	Hispanic Total	% Hispanic
1	University of Maine	Public, 4-year	1,825	70	4%
2	Bowdoin College	Private not-for-profit, 4-year	448	44	10%
3	Colby College	Private not-for-profit, 4-year	523	43	8%
4	University of Southern Maine	Public, 4-year	1,203	26	2%
5	Bates College	Private not-for-profit, 4-year	466	24	5%

NOTE: We use the terms Latino and Hispanic interchangeably in this factsheet.

Source: *Excelencia in Education* analysis using U.S. Department of Education, National Center for Education Statistics (NCES), Integrated Postsecondary Education Data System (IPEDS), 2021 Fall Enrollment, Graduation Rates Survey and Institutional Characteristics Survey.

¹ Projections to 2030: *Excelencia in Education*. (2020). Ensuring America's Future: Benchmarking Latino College Completion to 2030. *Excelencia in Education*. Washington, D.C.

² U.S. Census Bureau, 2021 American Community Survey 1-Year Estimates

Maine Gap in Degree Completion

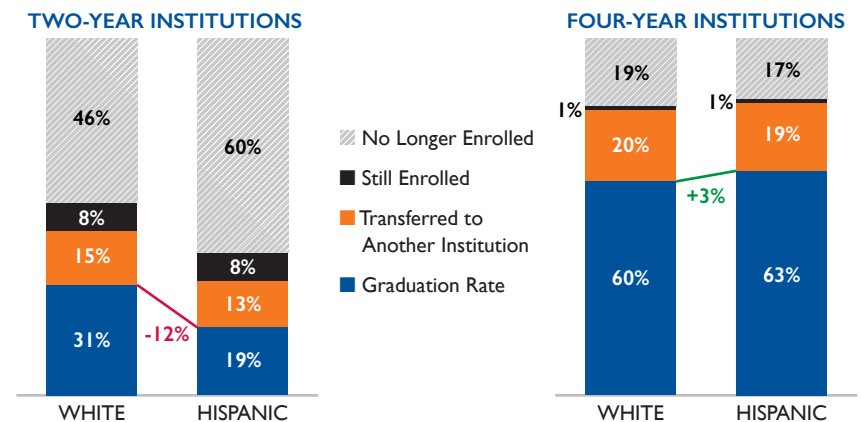
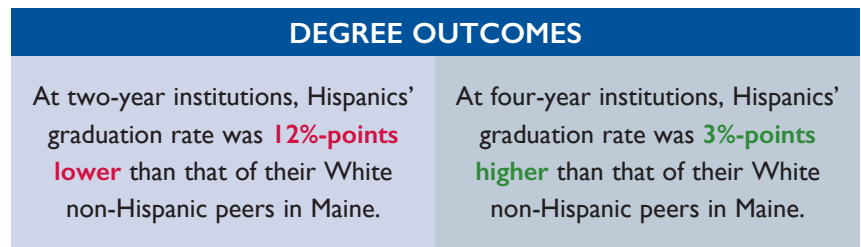
Closing the degree completion gap can be tracked by the 4 measures shown below. Alone, none of these measures capture the entire “story” of degree completion. However, in combination, they provide a useful picture of the gap in degree attainment between Hispanic and White non-Hispanic cohorts in a single year.

Graduation Rate — Total percentage of students who graduated within 150% of normal time for first-time, full-time freshmen. This incorporates students that graduated in 3 years at two-year institutions, or in 6 years at four-year institutions.

Transferred to Another Institution — Percentage of students that transferred to another institution and did not complete a degree.

Still Enrolled — Percentage of students that are still enrolled at the point of 150% normal time to completion.

No Longer Enrolled — Percentage of students that are no longer enrolled at the point of 150% normal time to completion.



*Percentages may not add up to 100% due to rounding.

NOTE: Outcomes shown are for students at two-year institutions who started in Fall 2018, and for students at four-year institutions who started in Fall 2015.

Source: *Excelencia in Education* analysis using the U.S. Department of Education, National Center for Education Statistics (NCES), Integrated Postsecondary Education Data System, 2021 Graduation Rates Survey and the Institutional Characteristics Survey.

Examples of What Works for Latino Students

There are institutions showing success in enrolling, retaining, and graduating Latino students. The following are examples of programs across the country with evidence of effectiveness in serving Latino students nominated for Examples of *Excelencia*.

The **Sam Houston Establishing Leadership In and Through Education (SH ELITE)** program at Sam Houston State University was established in 2010 and was developed in support of the “Closing the Gaps: The Texas Higher Education Plan” to increase minority retention and graduation rates in higher education institutions. The SH ELITE Program is a male, minority initiative designed to promote the retention and graduation of male, minority (i.e., Hispanic and African American) students at Sam Houston State University (SHSU). Established as a one-year freshmen program the SH ELITE program has now evolved into a four-year comprehensive program that serves incoming Hispanic and/or African American, male, first-time freshmen. Program components include:

1. Small group meetings build camaraderie and support networks, the program participants discuss topics and themes of student success strategies, personal development, and professional development.

2. Program participants attend a guest speaker series in which successful minority male professionals discuss their life and leadership experience.
3. Program participants attend workshops and seminars that range in topic from Microsoft Excel to How to Leverage Social Media for your Career.

88.2% of SH ELITE students persist after their first-year, compared to 76.5% of all minority male first-time freshmen at SHSU. 57.8% of ELITE students earn a degree within 6 years, compared to all minority males (44.7%) and all undergraduates at SHSU (51.5%). Course completion rates for SH ELITE students was 95%, compared to 81% of all minority male first-time freshmen at SHSU.

For more information on institutional programs improving Latino student success in higher education, access *Excelencia in Education's Growing What Works* database at <http://www.edexcelencia.org/growing-what-works>