

For the U.S. to regain the top ranking in the world for college degree attainment, Latinos will need to earn 6.2 million degrees by 2030.<sup>1</sup>

## FAST FACTS

### STATE RANKING:

New Jersey had the **7th largest Latino population** in the U.S.

### K-12 POPULATION:

In New Jersey, **28%** of the K-12 population was **Latino**.<sup>2</sup>

### POPULATION:

In New Jersey, **21%** of the population was **Latino**.<sup>2</sup>

### MEDIAN AGE:

The median age of **Hispanics** in New Jersey was **33**, compared to **46** for **White non-Hispanics**.<sup>2</sup>




### ENROLLMENT:

In New Jersey, **20%** of **Hispanics** (ages 18 to 34) were enrolled in higher education, compared to **27%** of **White non-Hispanics**.<sup>2</sup>

### DEGREE ATTAINMENT:

In New Jersey, **30%** of **Hispanic adults** (25 and older) had earned an associate degree or higher, compared to **55%** of **White non-Hispanic adults**.<sup>2</sup>

**Hispanic Adults = 3.0 of 10**



**White Adults = 5.5 of 10**

To reach the degree attainment goal by 2030, the U.S. can: close the degree completion gap by accelerating Latino completion while increasing for all students and scale up programs and initiatives that work for Latino, and all, students. The following demographics, institutional data, and practices inform Latino degree attainment.

### ENROLLING: Top 5 Institutions (Hispanic Undergraduates) in New Jersey, 2021-22

	Institution	Sector	Grand Total	Hispanic Total	% Hispanic
1	Montclair State University	Public, 4-year	15,993	5,113	32%
2	Rutgers University-New Brunswick	Public, 4-year	35,827	4,884	14%
3	Bergen Community College	Public, 2-year	9,587	3,691	39%
4	Kean University	Public, 4-year	10,291	3,585	35%
5	Hudson County Community College	Public, 2-year	6,286	3,512	56%

### ASSOCIATE DEGREES: Top 5 Institutions Awarding to Hispanics in New Jersey, 2020-21

	Institution	Sector	Grand Total	Hispanic Total	% Hispanic
1	Union County College	Public, 2-year	1,652	636	38%
2	Bergen Community College	Public, 2-year	2,271	622	27%
3	Hudson County Community College	Public, 2-year	1,066	578	54%
4	Middlesex College	Public, 2-year	1,802	567	31%
5	Essex County College	Public, 2-year	1,052	293	28%

### BACHELOR DEGREES: Top 5 Institutions Awarding to Hispanics in New Jersey, 2020-21

	Institution	Sector	Grand Total	Hispanic Total	% Hispanic
1	Rutgers University-New Brunswick	Public, 4-year	8,799	1,181	13%
2	Montclair State University	Public, 4-year	3,753	1,090	29%
3	Kean University	Public, 4-year	2,562	660	26%
4	Rutgers University-Newark	Public, 4-year	2,346	641	27%
5	William Paterson University of New Jersey	Public, 4-year	1,755	555	32%

NOTE: We use the terms Latino and Hispanic interchangeably in this factsheet.

Source: *Excelencia in Education* analysis using U.S. Department of Education, National Center for Education Statistics (NCES), Integrated Postsecondary Education Data System (IPEDS), 2021 Fall Enrollment, Graduation Rates Survey and Institutional Characteristics Survey.

<sup>1</sup> Projections to 2030: *Excelencia in Education*. (2020). Ensuring America's Future: Benchmarking Latino College Completion to 2030. *Excelencia in Education*. Washington, D.C.

<sup>2</sup> U.S. Census Bureau, 2021 American Community Survey 1-Year Estimates

## New Jersey Gap in Degree Completion

Closing the degree completion gap can be tracked by the 4 measures shown below. Alone, none of these measures capture the entire “story” of degree completion. However, in combination, they provide a useful picture of the gap in degree attainment between Hispanic and White non-Hispanic cohorts in a single year.

**Graduation Rate** — Total percentage of students who graduated within 150% of normal time for first-time, full-time freshmen. This incorporates students that graduated in 3 years at two-year institutions, or in 6 years at four-year institutions.

**Transferred to Another Institution** — Percentage of students that transferred to another institution and did not complete a degree.

**Still Enrolled** — Percentage of students that are still enrolled at the point of 150% normal time to completion.

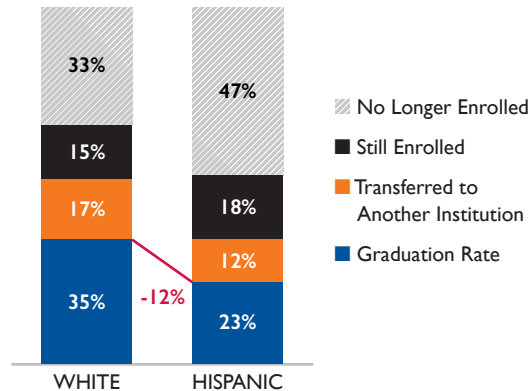
**No Longer Enrolled** — Percentage of students that are no longer enrolled at the point of 150% normal time to completion.

**DEGREE OUTCOMES**

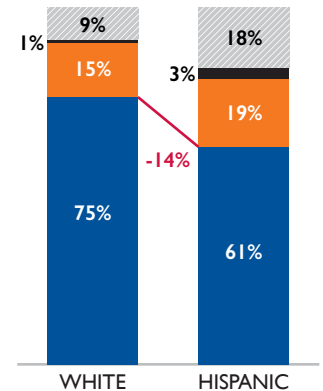
At two-year institutions, Hispanics' graduation rate was **12%-points lower** than that of their White non-Hispanic peers in New Jersey.

At four-year institutions, Hispanics' graduation rate was **14%-points lower** than that of their White non-Hispanic peers in New Jersey.

**TWO-YEAR INSTITUTIONS**



**FOUR-YEAR INSTITUTIONS**



\*Percentages may not add up to 100% due to rounding.

NOTE: Outcomes shown are for students at two-year institutions who started in Fall 2018, and for students at four-year institutions who started in Fall 2015.

Source: *Excelencia in Education* analysis using the U.S. Department of Education, National Center for Education Statistics (NCES), Integrated Postsecondary Education Data System, 2021 Graduation Rates Survey and the Institutional Characteristics Survey.

## Examples of What Works for Latino Students

There are institutions showing success in enrolling, retaining, and graduating Latino students. The following are examples of programs across the country with evidence of effectiveness in serving Latino students nominated for Examples of *Excelencia*.

The Mission of the Kean University **Supera Spanish Speaking Program (SSP)** is to increase the number of Hispanic students attaining a bachelor's degree by providing access to higher education to students who are English Language Learners (ELL). Through Supera, students follow a structured study program designed to achieve full integration into university life. This includes taking courses in Spanish during their first years of study. Program goals include: gaining access to higher education, obtaining acquisition of the English language, progressing in their college career and complete their degrees, and increasing graduation rates to 75%. SSP was established in 1972 by a group of faculty members concerned with the low number of Hispanic students enrolled in the University at the time. The program does not require SAT scores and allows participants to submit admission essays and letters of recommendation in Spanish. The admission GPA is 2.5, and TOEFL is not required. The following services are offered to help students persist to graduation: academic advisement,

financial aid assistance, career counseling, tutoring, peer mentoring, scholarship awareness, and completing the FAFSA and the New Jersey Alternative Financial Aid Application for Dreamers. Additionally, students participate in a four-week summer academy, at no cost to them, that assists them with on-campus job placement. High school information sessions, parent-teacher conferences, and parent orientations help raise program exposure and enrollment.

The number of applications for the fall of 2022 is 262 thus far, compared to 148 in 2021 and 244 in 2020, representing an increase of 43% from Fall 2021 for program enrollment. There was a significant 10% increase in retention from the academic year 2020-2021 to the academic year 2021-2022. The first-semester retention rates for program participants have been 89%, 82%, and 92% for academic years 2019, 2020, and 2021, respectively in comparison to the university rates of 89%, 86%, and 88%, respectively.

For more information on institutional programs improving Latino student success in higher education, access *Excelencia in Education's Growing What Works* database at <http://www.edexcelencia.org/growing-what-works>