

For the U.S. to regain the top ranking in the world for college degree attainment, Latinos will need to earn 6.2 million degrees by 2030.<sup>1</sup>

## FAST FACTS

### STATE RANKING:

Pennsylvania had the **10th largest Latino population** in the U.S.

### K-12 POPULATION:

In Pennsylvania, **13%** of the K-12 population was **Latino**.<sup>2</sup>

### POPULATION:

In Pennsylvania, **8%** of the population was **Latino**.<sup>2</sup>

### MEDIAN AGE:

The median age of **Hispanics** in Pennsylvania was **28**, compared to **45** for **White non-Hispanics**.<sup>2</sup>




### ENROLLMENT:

In Pennsylvania, **18%** of **Hispanics** (ages 18 to 34) were enrolled in higher education, compared to **23%** of **White non-Hispanics**.<sup>2</sup>

### DEGREE ATTAINMENT:

In Pennsylvania, **28%** of **Hispanic adults** (25 and older) had earned an associate degree or higher, compared to **45%** of **White non-Hispanic adults**.<sup>2</sup>

**Hispanic Adults = 2.8 of 10**



**White Adults = 4.5 of 10**

To reach the degree attainment goal by 2030, the U.S. can: close the degree completion gap by accelerating Latino completion while increasing for all students and scale up programs and initiatives that work for Latino, and all, students. The following demographics, institutional data, and practices inform Latino degree attainment.

### ENROLLING: Top 5 Institutions (Hispanic Undergraduates) in Pennsylvania, 2021-22

	Institution	Sector	Grand Total	Hispanic Total	% Hispanic
1	The Pennsylvania State University	Public, 4-year	72,229	6,184	9%
2	Temple University	Public, 4-year	25,596	2,205	9%
3	Community College of Philadelphia	Public, 2-year	10,881	1,826	17%
4	Northampton County Area Community College	Public, 2-year	7,173	1,825	25%
5	Harrisburg Area Community College	Public, 2-year	11,295	1,550	14%

### ASSOCIATE DEGREES: Top 5 Institutions Awarding to Hispanics in Pennsylvania, 2020-21

	Institution	Sector	Grand Total	Hispanic Total	% Hispanic
1	Northampton County Area Community College	Public, 2-year	1,159	229	20%
2	Community College of Philadelphia	Public, 2-year	1,657	223	13%
3	Lehigh Carbon Community College	Public, 2-year	834	173	21%
4	Harrisburg Area Community College	Public, 2-year	1,876	169	9%
5	Reading Area Community College	Public, 2-year	433	144	33%

### BACHELOR DEGREES: Top 5 Institutions Awarding to Hispanics in Pennsylvania, 2020-21

	Institution	Sector	Grand Total	Hispanic Total	% Hispanic
1	The Pennsylvania State University	Public, 4-year	15,903	1,142	7%
2	Temple University	Public, 4-year	6,572	484	7%
3	University of Pennsylvania	Private not-for-profit, 4-year	2,636	289	11%
4	Drexel University	Private not-for-profit, 4-year	3,150	216	7%
5	University of Pittsburgh-Pittsburgh Campus	Public, 4-year	4,652	188	4%

NOTE: We use the terms Latino and Hispanic interchangeably in this factsheet.

Source: *Excelencia in Education* analysis using U.S. Department of Education, National Center for Education Statistics (NCES), Integrated Postsecondary Education Data System (IPEDS), 2021 Fall Enrollment, Graduation Rates Survey and Institutional Characteristics Survey.

<sup>1</sup> Projections to 2030: *Excelencia in Education*. (2020). Ensuring America's Future: Benchmarking Latino College Completion to 2030. *Excelencia in Education*. Washington, D.C.

<sup>2</sup> U.S. Census Bureau, 2021 American Community Survey 1-Year Estimates

# Pennsylvania Gap in Degree Completion

Closing the degree completion gap can be tracked by the 4 measures shown below. Alone, none of these measures capture the entire “story” of degree completion. However, in combination, they provide a useful picture of the gap in degree attainment between Hispanic and White non-Hispanic cohorts in a single year.

**Graduation Rate** — Total percentage of students who graduated within 150% of normal time for first-time, full-time freshmen. This incorporates students that graduated in 3 years at two-year institutions, or in 6 years at four-year institutions.

**Transferred to Another Institution** — Percentage of students that transferred to another institution and did not complete a degree.

**Still Enrolled** — Percentage of students that are still enrolled at the point of 150% normal time to completion.

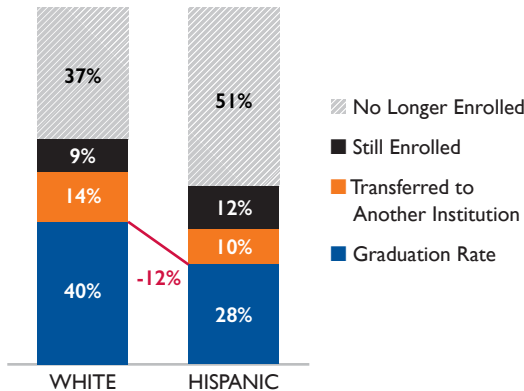
**No Longer Enrolled** — Percentage of students that are no longer enrolled at the point of 150% normal time to completion.

DEGREE OUTCOMES

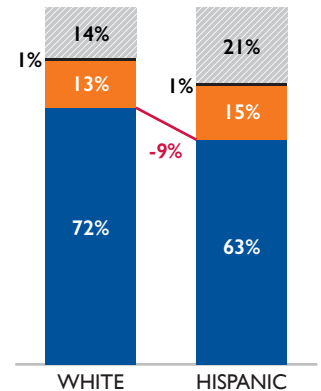
At two-year institutions, Hispanics’ graduation rate was **12%-points lower** than that of their White non-Hispanic peers in Pennsylvania.

At four-year institutions, Hispanics’ graduation rate was **9%-points lower** than that of their White non-Hispanic peers in Pennsylvania.

**TWO-YEAR INSTITUTIONS**



**FOUR-YEAR INSTITUTIONS**



\*Percentages may not add up to 100% due to rounding.

NOTE: Outcomes shown are for students at two-year institutions who started in Fall 2018, and for students at four-year institutions who started in Fall 2015.

Source: *Excellencia* in Education analysis using the U.S. Department of Education, National Center for Education Statistics (NCES), Integrated Postsecondary Education Data System, 2021 Graduation Rates Survey and the Institutional Characteristics Survey.

## Examples of What Works for Latino Students

There are institutions showing success in enrolling, retaining, and graduating Latino students. The following are examples of programs across the country with evidence of effectiveness in serving Latino students nominated for Examples of *Excellencia*.

Reading Area Community College’s **English for Academic Purposes (EAP) Program** offers credit courses in reading, writing, listening, and speaking for bilingual Spanish/English and non-native English speakers pursuing a college credential. The EAP program was redesigned in 2012 to reduce credits and accelerate students through the ESL sequence to increase enrollment and enrollee success rates and repurpose the ESL lab. Since 2012, the EAP program has evolved to consist of a standardized curriculum for each course, offer paid professional development to faculty and staff, and enhance accessibility and resources to the Multilingual Learning Center. Through intentionally

structured curricula, engagement in relevant and contextualized activities, and leverage of students’ use of their native languages to aid English acquisition, their program develops non-native English speakers’ proficiency in academic English to become college-ready.

In Fall 2017, 59% of new Latino students enrolled became college-ready in reading and writing within one year, compared to 39% in Fall 2012. From 2015-2017, an average of 31% of Latinos completed their first-year composition courses one year after their ESL enrollment, a 16% increase from 2012-2014.

For more information on institutional programs improving Latino student success in higher education, access *Excellencia* in Education’s Growing What Works database at <http://www.edexcellencia.org/growing-what-works>