

For the U.S. to regain the top ranking in the world for college degree attainment, Latinos will need to earn 6.2 million degrees by 2030.¹

FAST FACTS

POPULATION AGED 0-5:

In Puerto Rico, 99% of the population aged 0 to 5 years old was Latino.²

K-12 POPULATION:

In Puerto Rico, 99% of the K-12 population was Latino.²

POPULATION:

In Puerto Rico, 99% of the population was Latino.²

MEDIAN AGE:

The median age of Hispanics in Puerto Rico was 44, compared to 53 for White non-Hispanics.²




ENROLLMENT:

In Puerto Rico, 29% of Hispanics (ages 18 to 34) were enrolled in higher education, compared to 20% of White non-Hispanics.²

DEGREE ATTAINMENT:

In Puerto Rico, 40% of Hispanic adults (25 and older) had earned an associate degree or higher, compared to 62% of White non-Hispanic adults.²

Hispanic Adults = 4.0 of 10



White Adults = 6.2 of 10

To reach the degree attainment goal by 2030, the U.S. can: close the degree completion gap by accelerating Latino completion while increasing for all students and scale up programs and initiatives that work for Latino, and all, students. The following demographics, institutional data, and practices inform Latino degree attainment.

ENROLLING: Top 5 Institutions (Hispanic Undergraduates) in Puerto Rico, 2021-22

	Institution	Sector	Grand Total	Hispanic Total	% Hispanic
1	NUC University	Private for-profit, 4-year	23,700	21,597	91%
2	University of Puerto Rico-Mayaguez	Public, 4-year	11,050	10,316	93%
3	Universidad Ana G. Mendez-Gurabo Campus	Private not-for-profit, 4-year	8,772	8,772	100%
4	University of Puerto Rico-Rio Piedras	Public, 4-year	10,133	8,531	84%
5	Universidad Ana G. Mendez-Cupey Campus	Private not-for-profit, 4-year	6,116	6,116	100%

ASSOCIATE DEGREES: Top 5 Institutions Awarding to Hispanics in Puerto Rico, 2020-21

	Institution	Sector	Grand Total	Hispanic Total	% Hispanic
1	NUC University	Private for-profit, 4-year	1,108	1,051	95%
2	Columbia Central University-Caguas	Private for-profit, 4-year	438	438	100%
3	Universidad Ana G. Mendez-Gurabo Campus	Private not-for-profit, 4-year	403	403	100%
4	EDP University of Puerto Rico Inc-San Juan	Private not-for-profit, 4-year	296	295	100%
5	Universidad Ana G. Mendez-Carolina Campus	Private not-for-profit, 4-year	223	223	100%

BACHELOR DEGREES: Top 5 Institutions Awarding to Hispanics in Puerto Rico, 2020-21

	Institution	Sector	Grand Total	Hispanic Total	% Hispanic
1	University of Puerto Rico-Mayaguez	Public, 4-year	1,853	1,766	95%
2	NUC University	Private for-profit, 4-year	1,680	1,508	90%
3	University of Puerto Rico-Rio Piedras	Public, 4-year	1,663	1,347	81%
4	Universidad Ana G. Mendez-Gurabo Campus	Private not-for-profit, 4-year	1,296	1,296	100%
5	Universidad Ana G. Mendez-Cupey Campus	Private not-for-profit, 4-year	1,136	1,136	100%

NOTE: We use the terms Latino and Hispanic interchangeably in this factsheet.

Source: *Excelencia in Education* analysis using U.S. Department of Education, National Center for Education Statistics (NCES), Integrated Postsecondary Education Data System (IPEDS), 2021 Fall Enrollment, Graduation Rates Survey and Institutional Characteristics Survey.

¹ Projections to 2030: *Excelencia in Education*. (2020). Ensuring America's Future: Benchmarking Latino College Completion to 2030. *Excelencia in Education*. Washington, D.C.

² U.S. Census Bureau, 2021 American Community Survey 1-Year Estimates

Puerto Rico Gap in Degree Completion

Closing the degree completion gap can be tracked by the 4 measures shown below. Alone, none of these measures capture the entire “story” of degree completion. However, in combination, they provide a useful picture of the gap in degree attainment between Hispanic and White non-Hispanic cohorts in a single year.

Graduation Rate — Total percentage of students who graduated within 150% of normal time for first-time, full-time freshmen. This incorporates students that graduated in 3 years at two-year institutions, or in 6 years at four-year institutions.

Transferred to Another Institution — Percentage of students that transferred to another institution and did not complete a degree.

Still Enrolled — Percentage of students that are still enrolled at the point of 150% normal time to completion.

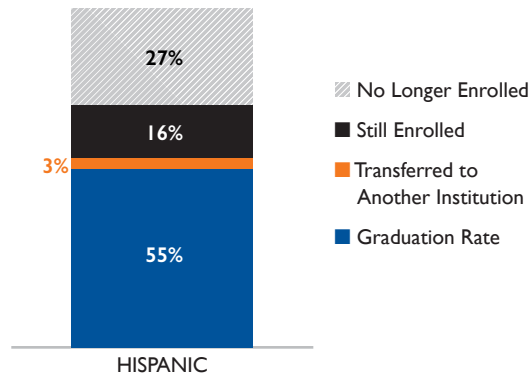
No Longer Enrolled — Percentage of students that are no longer enrolled at the point of 150% normal time to completion.

DEGREE OUTCOMES

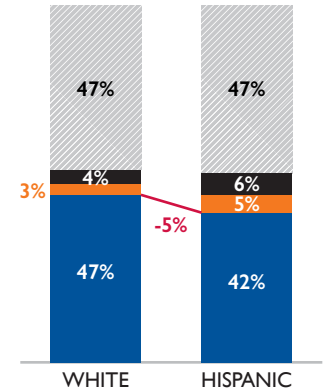
At two-year institutions in Puerto Rico, Hispanics' graduation rate is **55%.****

At four-year institutions, Hispanics' graduation rate was **5%-points lower** than that of their White non-Hispanic peers in Puerto Rico.

TWO-YEAR INSTITUTIONS



FOUR-YEAR INSTITUTIONS



*Percentages may not add up to 100% due to rounding.

NOTE: Outcomes shown are for students at two-year institutions who started in Fall 2018, and for students at four-year institutions who started in Fall 2015.

**For two-year institutions in this cohort, there were no White students reported.

Source: *Excelencia in Education* analysis using the U.S. Department of Education, National Center for Education Statistics (NCES), Integrated Postsecondary Education Data System, 2021 Graduation Rates Survey and the Institutional Characteristics Survey.

Examples of What Works for Latino Students

There are institutions showing success in enrolling, retaining, and graduating Latino students. The following are examples of programs across the country with evidence of effectiveness in serving Latino students nominated for Examples of *Excelencia*.

The **Institute of Interdisciplinary Research (IIR)**'s mission is to advance undergraduate research, community service and academic creation at the University of Puerto Rico (UPR) Cayey by supporting interdisciplinary, regional and applied research projects. Their goals are: to advance and facilitate interdisciplinary research, to produce knowledge relevant to Puerto Rico and to the UPR-Cayey service region, to provide undergraduate research experiences that lead to student success, to provide a supportive environment for researchers, and to disseminate the results of their research projects. The IIR started as an undergraduate research effort in 2003 and spearheaded an institutional transformation from being a predominantly teaching institution to one where scholarly research is valued and supported. Students participate as research assistants and receive mentorship in research methodologies, Personal Development Plans, coaching, a network of mentors and opportunities from partnerships in PR and

the US, travel awards, and opportunities for publication. Additional innovative strategies have been developed during the pandemic to support students, including a coaching program, stipends for enrollment and participation in research programs, monetary support for tuition costs, and the creation of the Antonia Pantojas program that serves as a mentorship program.

Of undergraduate students, 762 out of 968 (79%) applied to graduate school and 92% of the applicants were accepted. In contrast 41% of the overall body of students from 2015 to 2018, applied to a graduate school. Undergraduate participants have higher graduation rates (90%) than the institutional graduation rates (50%) for the same cohort period. Student involvement in research has increased from eight in 2003 to an average of 205 annually in the past ten years; a total of 1,619 students. The IIR supports a third of the UPR-Cayey graduating class.

For more information on institutional programs improving Latino student success in higher education, access *Excelencia in Education's Growing What Works* database at <http://www.edexcelencia.org/growing-what-works>