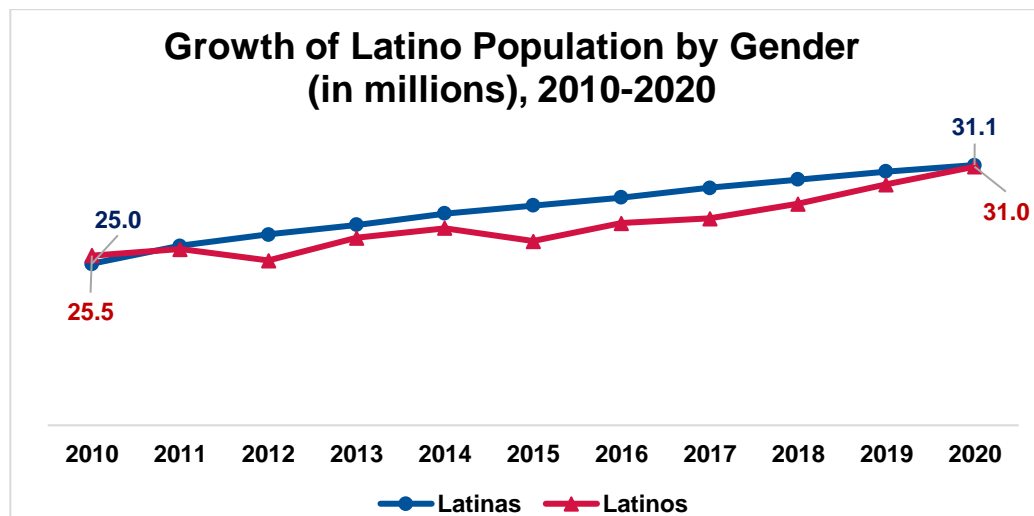


The Latino population in the United States has grown significantly over the last decade, and Latina representation has grown more quickly than Latinos. This factsheet provides an overview of the Latina population, as well as the college enrollment and educational attainment of Latinas at Hispanic-Serving Institutions (HSIs)¹—a critical set of institutions enrolling and graduating Latinos in the U.S.

Overview of the Latina Population, 2010-2020

- **In the last 10 years, the Latino population overall has grown in the U.S.** The Latino population grew from 50.5 million (16%) to 62.1 million (19%) of the population between 2010 and 2020.
- **The Latina population has grown at a faster rate than Latinos.** In 10 years, Latinas' representation in the population grew 24% compared to a 22% growth for Latinos.



Source: *Excelencia in Education* analysis using U.S. Census Bureau, American Community Survey, 2010-2020. Table B01001: Sex by Age (Hispanic or Latino)

Latinas' College Enrollment, Fall 2020

At Hispanic-Serving Institutions (HSIs):

- **A large portion of women enrolled at HSIs are Latina.** Of all women enrolled at HSIs, almost half (48%) are Latina.
- **The majority of Latino students enrolled at HSIs are Latina.** Latinas represent almost two-thirds (60%) of the overall Latino population enrolled at HSIs.
- **The majority of Latinas enrolled at HSIs are at a public HSI.** Of Latinas enrolled at HSIs, 90% attend a public HSI and 10% attend a private HSI.

At Emerging Hispanic-Serving Institutions (eHSIs):²

- **A significant portion of women enrolled at eHSIs are Latina.** Latinas represent one in five (21%) of all women enrolled at eHSIs.
- **The majority of Latino students enrolled at eHSIs are Latina.** Of all Latino students enrolled at eHSIs, Latinas represent 59% of full-time and 62% of part-time students.

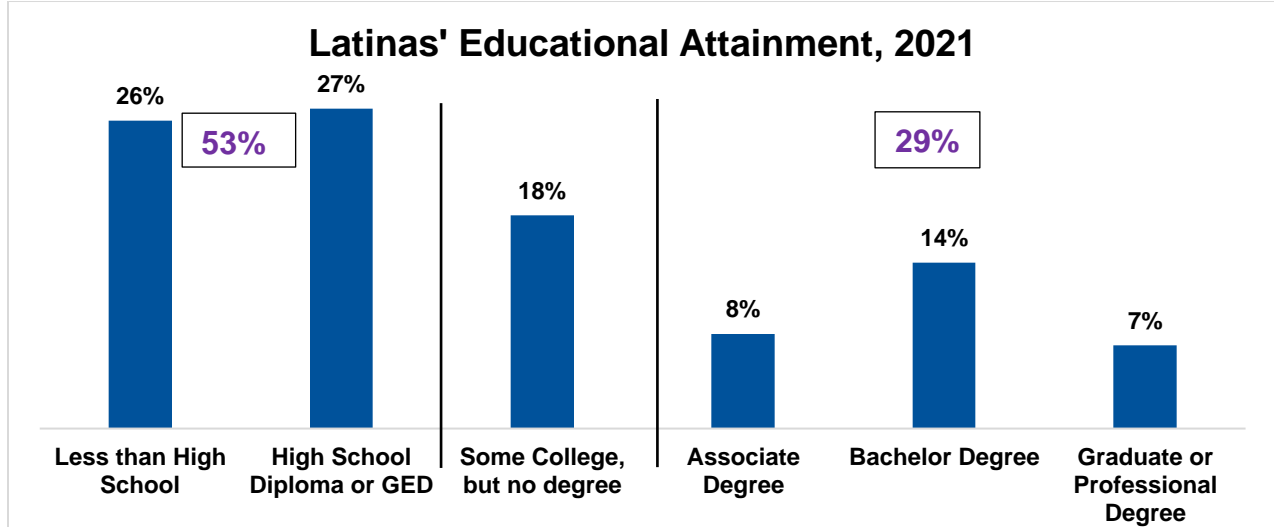
¹ HSIs are defined as accredited, degree-granting public or private not-for-profit institutions of higher education with 25% or more total undergraduate Hispanic full-time equivalent student (FTE) enrollment. Summary of Title V of the Higher Education Act, as amended in 2008. To be eligible for the "Developing HSIs Program", the law further requires an HSI have a high enrollment of needy students and low core expenditures.

² *Excelencia* developed the Emerging HSI (eHSI) category—institutions with undergraduate FTE Hispanic enrollment of 15-24.9%—to track the growth of potential HSIs.

Source: *Excelencia in Education* analysis of U.S. Department of Education, National Center for Education Statistics (NCES), Integrated Postsecondary Education Data System (IPEDS), 2020 Fall Enrollment, Completions, and Institutional Characteristics Surveys.

Latinas' Educational Attainment, 2021

- **The majority of Latina adults have a high school education or less.** In 2021, 53% of Latina adults (25 and older) had earned a high school diploma (27%) or less (26%) as their highest educational attainment, while 29% had earned an associate degree or higher.



Note: Educational attainment shown for the population ages 25 and older.

Source: Excelencia in Education analysis using U.S. Census Bureau, American Community Survey, 2021. Table 150021: Sex by Educational Attainment for the Population 25 years and older.

Latinas' Educational Attainment at HSIs, 2020

At HSIs Overall

- **Of degrees earned by Latinas at HSIs, the majority were at the undergraduate level.** At HSIs, over 70% of Latinas earned an associate's (39%), or a bachelor's (33%) degree, while 19% earned a certificate, and 9% earned a graduate degree.
- **Of Latinas earning degrees at HSIs, about one in ten earned a graduate degree.** About 8% of Latinas earned a master's degree and about 1% earned a doctorate degree at HSIs.

At Public HSIs

- **The majority of Latinas earning degrees at HSIs earned their degrees at a public HSI at the undergraduate level.**
 - About 90% of Latinas that earned their degrees at an HSI did so at a public four-year (50%) or at a public two-year (40%) HSI.
 - Over 70% of Latinas earning a degree at public HSIs earned either an associate's (42%) or a bachelor's degree (31%). Further, 21% earned a certificate, and 6% earned a graduate degree.

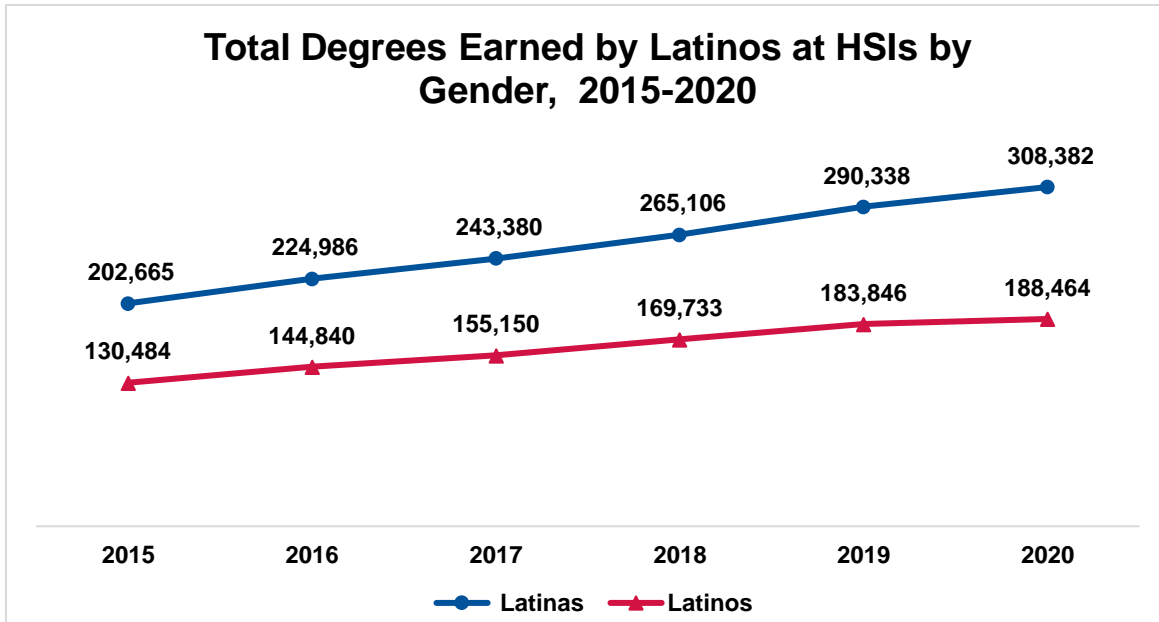
At Private Not-For-Profit HSIs

- **A small percentage of Latinas earning degrees at HSIs earned their degrees at a private HSI at the undergraduate level.**
 - About 10% of Latinas that earned their degrees at an HSI did so at a private institution.
 - Over 60% of Latinas earning a degree at private HSIs earned either a bachelor's (53%) or an associate's (11%). Further, 4% earned a certificate, and 30% a graduate degree.
- **Latinas are more likely to earn a graduate degree at a private HSI than at a public HSI.** Of Latinas at private HSIs, 30% earned a graduate degree, compared to 6% of Latinas who earned a graduate degree at public HSIs.

Source: Excelencia in Education analysis of U.S. Department of Education, National Center for Education Statistics (NCES), Integrated Postsecondary Education Data System (IPEDS), 2020 Fall Enrollment, Completions, and Institutional Characteristics Surveys.

Total Degrees Latinas Earned at HSIs, 2015-2020

- **Latinas have increased their degree attainment at HSIs over the last five years.** Degree attainment for Latinas increased by 52% from 2015 to 2020.
- **Over the last five years, Latinas' degree attainment is accelerating at a higher rate compared to Latinos.** In 2020, Latinas earned over 300,000 degrees at HSIs (growth of 52%) compared to 188,000 degrees earned by Latinos at HSIs (growth of 44%).



- **Almost half of all women earning degrees at HSIs are Latinas.** By 2020, 43% of all women earning degrees at HSIs are Latinas, up from 35% in 2015.

